

Programme

EASDec 2008

18th Meeting of the EASD Eye Complications Study group



Amsterdam, the Netherlands
May 30 - June 1, 2008

WWW.EASDEC.ORG



Contents

Welcome	3
Committees	4
• Board of the EASDEC	4
• Scientific and Organising Committee	4
• Local Organising Committee	4
• Congress Secretariat	4
Sponsors	5
Venues	7
• Meeting venue	7
• Transport	7
• Route description to VU University/VU University Medical Center	8
General information	10
• Registration and information	10
• Poster assembling	10
• Oral presentations	10
• Abstracts	10
• Certificate of attendance	10
• Language	10
• Disclaimer	10
• Hotel reservation	10
Programme information	11
• Social Programme	11
◦ Welcome reception at the City Hall	11
◦ Route description to the City Hall	11
◦ Canal Cruise	12
◦ Restaurant suggestions	13
• Programme overview	14
◦ Friday, May 30	14
◦ Scientific programme Saturday, May 31	14
◦ Scientific programme Sunday, June 1	16
• Poster presentations	17

Welcome

On behalf of the Board of the EASDec and the local organising committee it is my great pleasure to welcome you to the 18th EASDec meeting, 30th May-1st June, 2008. For the second time the EASDec meets in Amsterdam, the capital of The Netherlands with most nationalities worldwide, where the seventh annual meeting of the EASDec was organised in 1997.

At this time of the year, Amsterdam is at its best, it is spring time with usually a mild climate and daylight lasting until late at night.

The scientific meeting is filled with original data and overviews, presented by clinicians as well as basic researchers. The meeting timetable will provide ample opportunity to meet and talk with colleagues and to exchange scientific ideas in a relaxed atmosphere. In addition, an attractive social programme will be organised.

We are convinced that all delegates will contribute to the success of this meeting, thus making it possible to enhance future discussions and collaboration and to combat blinding diabetic eye diseases.

Again, a warm welcome to Amsterdam and the 18th EASDec meeting.

Sincerely yours,

Bettine Polak

A handwritten signature in dark ink, appearing to read 'B.C.P. Polak', with a long horizontal line extending from the end of the signature.

B.C.P. Polak, MD, PhD, FEB Ophth
Professor of Ophthalmology
VU University Medical Center
Amsterdam, The Netherlands

Committees

Board of the EASDec

Pierre-Jean Guillausseau, President
Francesco Bandello, Past-President
Anne Katrin Sjølie, Vice-President
Simon Harding, Secretary
Pascale Massin, Treasurer

Scientific and Organising Committee

Board of the EASDec
Bettine Polak

Local Organising Committee

Bettine Polak
Annette Moll
Maria Suttorp-Schulten
Jose Martinez
Reinier Schlingemann

Congress Secretariat

PAOG Course and Congress Organisation
VU University Medical Center
OZW, 10A-05
P.O. Box 7057
1007 MB Amsterdam
The Netherlands
Tel: +31 (0)20 444 8444
Fax: +31 (0)20 444 8445
Email: paog@vumc.nl

Sponsors

The Local Organising Committee gratefully acknowledges the support of the following companies:

The Lilly logo is written in a grey, elegant cursive script.The Novartis logo features a stylized flame-like icon on the left, composed of orange, yellow, and blue segments, followed by the word "NOVARTIS" in a blue, serif, all-caps font.The Digital Healthcare logo consists of a grey square icon on the left containing a white stylized network symbol, followed by the text "digital healthcare" in a bold, black, sans-serif font, with "connected for health" in a smaller, lighter font below it.The Zeiss logo features the word "ZEISS" in a white, bold, sans-serif font, centered within a black square that has a curved bottom edge.The Pfizer logo consists of the word "Pfizer" in a white, italicized, sans-serif font, set against a blue oval background.



MedicalWorkshop



Venue

On Friday May 30th, registration will be possible at the registration desk in the mail hall of the Main Building of VU University, De Boelelaan 1105, Amsterdam.

The scientific meeting will be on Saturday and Sunday May 31st – June 1st, 2008 at the Amstelzaal of the VU University Medical Center, De Boelelaan 1117, Amsterdam. The venue is located in the South-Western part of Amsterdam, one of the most dynamic and fast-growing business districts in the Netherlands. The venue is close to Schiphol International Airport and the meeting hotels. There are good railway, tram and bus connections between the VU University Medical Center, the hotels and the airport.

Poster presentations, exhibition, lunch, coffee and tea breaks will be in the Foyer of the Amstelzaal.



Transport

The VU University Medical Center is easily accessible by tram no. 16 and tram no. 24, with a direct connection to the center of Amsterdam and Amsterdam Central Railway Station.

It is located at walking distance from the Railway Station Amsterdam Zuid (10 minutes walk), with a frequent direct and regular connection by train to Schiphol Airport.

Route description to VU University (VU)/VU University Medical Center (VUmc)

Address (Friday 30th May)
Main building VU University
Main hall
De Boelelaan 1105
1081 HV Amsterdam
The Netherlands

Address (Saturday 31st May – Sunday 1st June)
VU University Medical Center
Amstelzaal and Foyer
De Boelelaan 1117
1081 HV Amsterdam
The Netherlands

Tel. registration desk +31 (0)20 59 85793

Tel. registration desk +31 (0)20 4442629

By public transport

From Schiphol Airport

Travellers arriving at Schiphol can take the train to Station Zuid/ WTC (see 'from Station Zuid/WTC')

From Central Station

metro 51 direction "Amstelveen Westwijk", exit at stop: De Boelelaan VU (16 minutes)
tram 5 direction "Amstelveen Binnenhof", exit at stop: De Boelelaan VU (25 minutes)
tram 16/tram 24 direction "VU medisch centrum", exit at stop: VU medisch centrum (VU University Medical Center) (25 minutes)

From Amstel Station

tram 51 direction "Amstelveen Westwijk", exit at stop: De Boelelaan VU (10 minutes)

From RAI Station

tram 51 direction "Amstelveen Westwijk", exit at stop: De Boelelaan VU (4 minutes)

From Station Zuid/WTC

tram 51 direction of "Amstelveen Westwijk", exit at stop: De Boelelaan VU (1 minute)
tram 5 direction of "Amstelveen Binnenhof", exit at stop: De Boelelaan VU (1 minute)
It is a 10 minutes walk to the VU/VU University Medical Center from Station Zuid/WTC

From Duivendrecht Station

metro 50 direction "Isolatorweg", exit at stop: Station Zuid/WTC (10 minutes, see 'from Station Zuid/WTC')
change train to Station Zuid/WTC (7 minutes), exit at: Station Zuid/WTC (see 'from Station Zuid/WTC')

By car

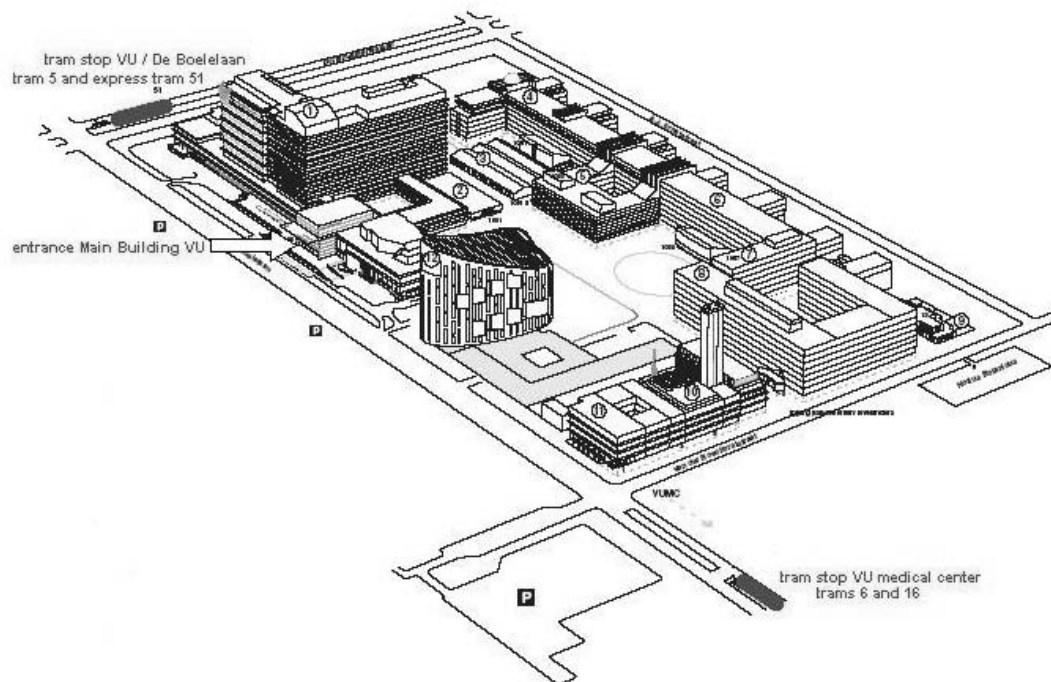
The A10 Amsterdam ring road can be reached from all directions. Follow the A10 to the Zuid/Amstelveen exit S 108. Turn left at the end of the slip road onto Amstelveenseweg: after about three hundred yards (at the VU Hospital building) turn left again onto De Boelelaan. The VU and VU University Medical Center can be reached via city routes S108 and S109.

Parking

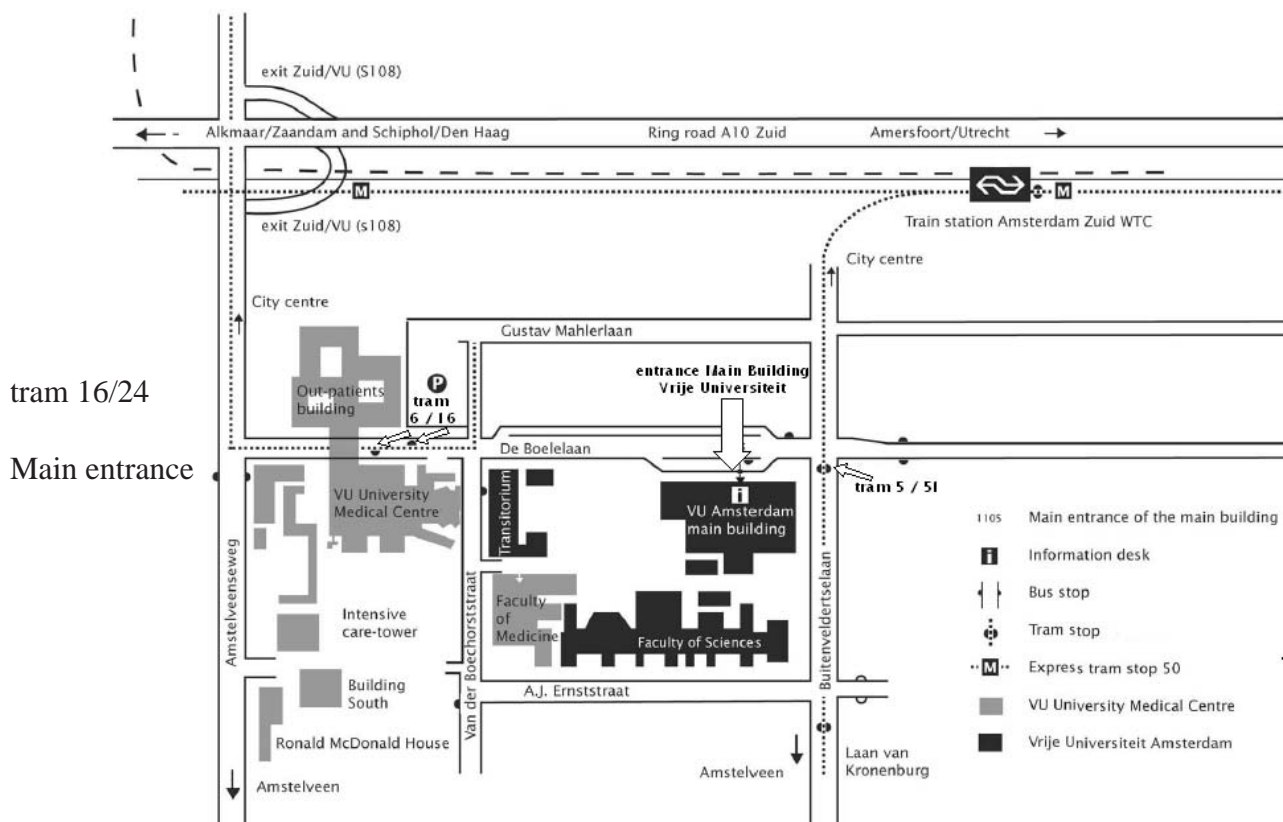
During office hours, there is a limited amount of parking space around the VU and the VU University Medical Center in De Boelelaan, which has parking bays, and also in Karel Lotsyalaan. There is paid parking on the VU Amsterdam parking lot to the right of the Hospital Outpatient Clinic. There is even more parking space on the east side of Buitenveldertselaan at the junction with Willem van Weldammelaan, within 5 minutes walking distance of the VU and VU University Medical Center. On Saturdays and Sundays it is easier to find parking space around the VU and the VU University Medical Center, and parking is free.

Maps

Campus VU University



Region VU University & VU University Medical Center



General information

Registration and information

Registration desk

The registration and information desk will be open for registration, information and messages on the following schedule:

Friday, May 30th: 17.30- 18.30 hours (Auditorium, VU University)
Saturday, May 31st: 08.00- 17.30 hours (Foyer Amstelzaal, VU University Medical Center)
Sunday, June 1st: 08.00-12.30 hours (Foyer Amstelzaal, VU University Medical Center)
Telephone Auditorium: +31 (0) 20 5985793
Telephone Foyer Amstelzaal: +31 (0) 20 4442926

Registration fee

The registration fee includes a badge, symposium documentation (including a book of abstracts, published in the European Journal of Ophthalmology, and a list of participants), access to the scientific meetings, the exhibition and an invitation to the Welcome Reception on Friday 30th May in the City Hall of Amsterdam.

Tea and coffee breaks, as well as lunch in the Foyer of the Amstelzaal of the VU University Medical Center on Saturday May 31st, are also included.

Poster assembling

All posters will be on display throughout the meeting. Posters may be assembled on Saturday morning, between 08.00 and 08.50 hrs. Material for mounting posters will be provided by the organiser. All posters will be discussed during the Poster Presentations, Session 3, on Saturday May 31st, from 14.00 –15.15 hrs. Presenting authors are requested to stand by their poster between 14.00 and 14.45 hrs. A poster prize will be awarded at the end of the Scientific Meeting on Sunday June 1st.

Please pick up your material before leaving the venue!

Oral Presentations

Speakers are kindly requested to hand in their CD-roms, USB-stick etc. at the registration desk at least 30 minutes before the start of their session. Try-out equipment is available. Please pick up your material before leaving the venue.

Abstracts

All accepted abstracts will be published in the European Journal of Ophthalmology, and all registered participants will receive a copy at registration.

Certificate of Attendance

A certificate of attendance will be provided after the final session on Sunday June 1, 2008 to all registered participants. The Dutch Ophthalmological Society has provided nine credit points for postgraduate training.

Language

The official language of the symposium is English. No simultaneous translation will be available.

Disclaimer

The Local Organising Committee and PAOG Course and Congress Organisation accept no liability for personal injuries or loss, of any nature whatsoever, or loss or damage to property either during or as a result of the meeting.

Hotel reservations

For questions regarding hotel reservations in Amsterdam, please contact our hotel agency:

RAI Hotel & Travel Service

P.O. Box 77777

1070 MS AMSTERDAM

Tel. +31 (0)20 549 1927

Email: hotelservice@rai.nl

Website: www.rai.nl/hotelservice

Social Programme

Welcome Reception at the City Hall

Friday, May 30th, 2008 from 19.00-20.00 hrs

As a participant of the 18th EASDec Meeting, you are invited to a Welcome Reception in the Foyer at the City Hall of Amsterdam, Amstel 1. You will be welcomed by the Mayor of the City of Amsterdam, Mr. M.J. Cohen as well as by the President of the Dutch Diabetes Association, Mr. P.C.A.M. van der Velden and the Vice President of the International Diabetes Federation, Mr. W.H.J.M. Wientjes. Of course there will also be ample opportunity to meet with your colleagues over drinks and snacks.

Tickets for the Welcome Reception will be handed to you on site.

Route description

from VU University Medical Center (VU University Medical Center) to the City Hall

Address

City Hall
Amstel 1
Amsterdam

By public transport

From VU

Walk to tram stop at Amstelveenseweg (11 minutes walk)
Take tram/metro 51 from stop Amstelveenseweg, direction Amsterdam Centraal Station.
Exit at stop: Waterlooplein.

From the city center

Tram 9 or tram 14, exit at stop: Waterlooplein.



By car

Follow the De Boelelaan (direction RAI) and turn left after 1 km onto the Europaboulevard (S109). Take the 2nd turn at the roundabout Europaplein. Turn right at the Rooseveltlaan and follow the road for 1.9 km. Take the third turn at the roundabout Sint Bernhardplein (S112) onto the Wibautstraat. Take the 5th turn at the roundabout Waterlooplein. The City Hall is on your right hand side.

Parking

There is a parking underneath the City Hall (Muziektheater/Stadhuis).

Canal Cruise

Saturday, May 31st, 2008 from 19.30-22.00 hrs

Amsterdam by candlelight (boat trip through the canals and dinner)

A canal cruise is a very good way to explore Amsterdam's ancient city. In the course of this evening, you'll be treated to a delicious, four-course Tuscan dinner beginning with antipasti, followed by a primo, secondo and dolci, prepared for you on board by an Italian chef. If the weather is fine, the roof of the boats can be opened.

Vouchers for this trip can be ordered online or at the registration desk. Places are limited to 100. Vouchers will be sold on a first-come-first-served basis for only Euro 35,00 per person.



Boarding is in front of Amsterdam Central Station opposite the Victoria Hotel. Please be sure to be there in time. To get there, you can take any tram or metro going to the Central Station and get off at the last stop.

Dinner and drinks during this tour will be offered to you by Novartis Pharma B.V.



Restaurant suggestions

Restaurant suggestions near City hall

Café Restaurant Dantzig (French)
Zwanenburgwal 15 (around the corner)
tel. +31 (0)20 6209039

Brasserie Le Relais (Dutch)
Hotel de l'Europe
Nieuwe Doelenstraat 2-8
tel. +31 (0)20 5311704

Café de Jaren (*international with a nice terrace*)
Nieuwe Doelenstraat 20-22
tel. +31 (0)20 6255771

Mappa (Italian)
Nes 59
tel. +31 (0)20 5289170

Blauw aan de Wal (mediteranean)
Oudezijds achterburgwal 97
tel. +31 (0)20 3302257

Restaurant Szmulewicz (international)
Bakkersstraat 12 (between Amstel and Rembrandtplein)
Tel. +31 (0)20 6202822

Nam kee (Chinese)
Zeedijk 111
Tel. +31 (0)20 6243470

Restaurant suggestions near congress location

De Veranda (French/international)
Amstelveensteweg 764
Tel. +31 (0)20 6445814

VakZuid (international)
Olympisch stadion 35
Tel. +31 (0)20 5708400

Dicky's Grand Cafe (international)
Gustav Mahlerplein 110
Tel. +31 (0)20 3444206

Wagamama (Japanese)
Zuidplein 12
Tel. +31 (0)20 6203032

The above-mentioned restaurants are only a few of the many restaurants located in Amsterdam.
For other suggestions please check the website www.iens.nl/english.
On this site you can find information on all restaurants in Amsterdam.

Programme overview

Friday, May 30th 2008

19.00 – 20.00 hrs

Welcome Reception for all delegates and accompanying persons
Get together and drinks in the Town Hall of Amsterdam

Welcome by

Mr. M.J. Cohen, the Mayor of Amsterdam

Mr. P.A.C.M. van der Velden, President of the Dutch Diabetes Association

Dr. W.H.J.M. Wientjens, vice-president of the International Diabetes Federation

Saturday, May 31st 2008

Scientific programme

08.00-17.30 hrs **registration/information desk open**

08.50 hrs **Opening and welcome**

Pierre-Jean Guillausseau, President of EASDec

Bettine Polak, Chairman Local Organising Committee

Peter Ringens, Head of the Department of Ophthalmology of the VU University Medical Center and Secretary-general of the European Board of Ophthalmology

09.00-11.00 hrs **Session 1** Chairmen: Anne Katrin Sjolie, Maria Suttorp-Schulten

09.00-10.30 hrs **Free Papers - Screening and epidemiology**

Comparison of 10-year incidence of retinopathy in screening detected and in usual care detected type 2 diabetes mellitus patients: The Hoorn Study.

*H. Zavrelova, B.C.P. Polak, A.C. Moll, G. Nijpels, J.M. Dekker
Amsterdam, The Netherlands*

Optimal screening intervals for early detection of sight-threatening diabetic retinopathy. A six-year retrospective follow-up study.

*E.S. Soto-Pedre, M.C. Hernaez-Ortega
Castro-Urdiales / Baracaldo (Vizcaya), Spain*

When is it safe to discharge patients back to retinal screening following a complete course of panretinal photocoagulation for proliferative diabetic retinopathy?

*S. Koshy, E. O'Sullivan, D. De Alves
Croydon, United Kingdom*

Biennial eye screening in patients without retinopathy: 10-year experience.

*E.S. Stefansson, E. 'lafsdottir
Reykjavik, Iceland*

Survey of complications in patients with diabetes attending Moorfields Eye Clinic.

*T. Peto, I. Leung, N. Harris, W. Xing, C. Bunce
London, United Kingdom*

Blindness and mortality in a population-based cohort of Danish type 1 diabetic patients: 1973-2006.

*J. Grauslund, A. Green, A.K. Sjølie
Odense, Denmark*

10.30-11.00 hrs **Keynote lecture**

Diabetic retinopathy: the scale of risk factors.

*Jacqueline Dekker
Amsterdam, The Netherlands*

11.00-11.30 hrs **Coffee break**

11.30-12.30 hrs	Session 2 Chairmen: Pascale Massin, Annette Moll
11.30-12.30 hrs	<p>Free Papers - Maculopathy/Miscellaneous</p> <p>Corneal diabetic neuropathy: a new hallmark of peripheral diabetic neuropathy. <i>V.S. Vujosevic, C.M. Cortese, M.S. Miotto, B.E. Benetti, M.E. Midena</i> <i>Rome/ Padova, Italy --WITHDRAWN--</i></p> <p>The influence of diabetes mellitus type 1 on the thickness, shape and equivalent refractive index of the human crystalline lens. <i>N.G.M. Wiemer, M. Dubbelman, P.J. Ringens, B.C.P. Polak</i> <i>Amsterdam, The Netherlands</i></p> <p>Hard exudates demonstrate a prolonged implicit time assessed with MFERG. <i>K.H. Holm, M.L.A. Lovestam-Adrian</i> <i>Lund, Sweden</i></p> <p>Intravitreal injection of bevacizumab (Avastin) for persistent macular edema. <i>E. Ganteris-Gerritsen, T. Missotten, J.P. Martinez</i> <i>Rotterdam, The Netherlands</i></p> <p>Short-term dynamic changes in the retinal microcirculation are involved in the pathogenesis of diabetic retinopathy. <i>T. Bek</i> <i>Aarhus, Denmark</i></p>
12.30-13.00 hrs	<p>Keynote lecture</p> <p>New treatments for type 2 diabetes mellitus. <i>Serge Halimi</i> <i>Grenoble, France</i></p>
13.00-14.00 hrs	Lunch
14.00-15.15 hrs	Session 3 Poster presentations
14.00-14.45 hrs	Presenting authors to stand by posters
15.15-15.45 hrs	Tea break
15.45-17.15 hrs	Session 4 Chairmen: Pierre-Jean Guillausseau, Simon Harding
15.45-16.00 hrs	<p>Screening for diabetic retinopathy in Europe: progress so far. <i>Simon Harding</i> <i>Liverpool, UK</i></p>
16.00-16.45 hrs	<p>Eva Kohner lecture</p> <p>The primary role of endothelial dysfunction in diabetic retinopathy <i>Jose Cunha Vaz</i> <i>Coimbra, Portugal</i></p>
16.45-17.15 hrs	General assembly
17.15 hrs	End
19.30-22.00 hrs	Canal cruise through Amsterdam, Drinks and dinner are offered to you by Novartis Pharma B.V.



Sunday, June 1st 2008

08.00-12.30 hrs Registration desk open

09.00-10.30 hrs Session 5 Chairmen: Francesco Bandello, Reinier Schlingemann

09.00-10.30 hrs Free papers - Pathophysiology

Transcellular and paracellular permeability are both involved in blood-retina barrier breakdown in streptozotocin-induced diabetes

I. Klaassen, J.M. Hughes, C.G. Schalkwijk, C.J.F. van Noorden, R.O. Schlingemann

Amsterdam/ Maastricht, The Netherlands

Thiamine and benfotiamine normalize apoptosis of human retinal pericytes on high-glucose conditioned matrix.

E. Beltramo, E. Berrone, S. Tarallo, M. Porta

Torino, Italy

Establishment of a human retinal pericyte cell line and comparison of its response to high glucose with wild-type cells.

E. Berrone, E. Beltramo, S. Tarallo, M. Porta

Torino, Italy

Defective retinal vascular reactivity to a change in blood pressure as a risk marker for diabetic retinopathy.

M. Lorenzi, G. Feke, F. Berisha, J. Koldjaschna, L. Pitler

Boston, USA

Retinal functional abnormalities in diabetic patients without retinopathy.

A. Lecleire-Collet, A. Erginay, T. Meas, P.J. Guillausseau, P. Massin

Paris, France

Loss of pericentral inner retinal layer in segmented Optical Coherence Tomography derived topographic maps of diabetic patients with no or minimal diabetic retinopathy.

F.D. Verbraak, H.W. van Dijk, M. Abramoff

Amsterdam, The Netherlands; Iowa City, USA

10.30-11.00 hrs Coffee break

11.00-12.00 hrs Session 6 Chairman: Bettine Polak

11.00-11.30 hrs Keynote lecture

The role of growth factors in the pathogenesis of diabetic retinopathy.

Reinier Schlingemann

Amsterdam, The Netherlands

11.30 hrs Announcement of awards

12.00 hrs Concluding remarks and conference end

Poster Presentations

- P 1** Varying retinopathy levels within a national screening programme. How much is enough?
A first audit.
P.H. Scanlon, D.J. Taylor, F. O'Leary, D.M. Prentis
Cheltenham, United Kingdom
- P 2** Arbitration grading and referral in diabetic Retinopathy Screening.
K. Whitehouse, M. Clarke, R.E.J. Ryder, B. Keown, P.M. Dodson
Birmingham/ Cambridge, United Kingdom
- P 3** A study of the patterns of early magnified macula lesions to assess clinical significance.
R. Lone, M. Clarke, A. Wright, R.E.J. Ryder, P.M. Dodson
Birmingham, United Kingdom
- P 4** Is re-photographing patients a cost-effective method for managing early diabetic retinopathy?
L. Quant, R. Lone, A. Wright, M. Clarke, P.M. Dodson
Birmingham, United Kingdom
- P 5** Detection of early stages of DME
G. Tremolada, R. Lattanzio, L. Pierro, G. Maestranz, M. Lorenz
Milan, Italy; Boston, USA
- P 6** Individualization of screening intervals requires consideration of risk factors occurring over time and differences in risk related to sex.
M.J. Mehlsen, M. Erlandsen, P.L. Poulsen, T.B. Bek
Aarhus, Denmark
- P 7** Prevalence of vascular risk factors in patients attending a diabetic eye screening programme: primary versus secondary care.
N. Collaer, A.C. Fisher, S.P. Harding, D.M. Broadbent
Liverpool, United Kingdom
- P 8** Prevalence of vascular risk factors in sight threatening diabetic retinopathy identified in a retinopathy screening programme.
N. Collaer, A.C. Fisher, S.P. Harding, J.P. Vora, D.M. Broadbent
Liverpool, United Kingdom
- P 9** Dutch patients incentives and barriers to participating in diabetic retinopathy screening
K.N.D. van Eijk, Y. Groeneveld, W.J.J. Assendelft, J. Gussekloo
Oegstgeest/Leiden, The Netherlands
- P 10** Impact of patients' and physicians' attitudes to diabetic retinopathy in type 1 diabetes. 3 case reports.
L. Prochazkova, M. Zavorkova
Usti Nad Labem, Czech Republic
- P 11** White spots in the macula of patients with diabetes mellitus type 1, without or with minimal diabetic retinopathy, evaluated with spectral domain optical coherence tomography.
P.H.B. Kok, H.W. van Dijk, C. Biallostowski, R.O. Schlingemann, F.D. Verbraak
Amsterdam, The Netherlands
- P 12** Central serous chorioretinopathy and diabetes: the missing link.
A.R. Kulkarni, D.R. Seneviratne, S.E. El-Sherbiny
Birmingham, United Kingdom
- P 13** Changes in the anterior chamber angle in diabetic patients with secondary neovascular glaucoma using OCT Visante.
L. Prochazkova, M. Zavorkova
Usti Nad Labem, Czech Republic
- P 14** The difference in focal photocoagulation treatment of clinically significant macular edema diagnosed with OCT versus slitlamp biomicroscopy.


*H.W. van Dijk, P.H.B. Kok, R.O. Schlingemann, M.D. Abramoff, F.D. Verbraak
Amsterdam, The Netherlands; Iowa City, USA*

- P 15** Anti-VEGF therapy in neovascular glaucoma.
*J. Conrath, O. Prost-Magnin, F. Matonti, L. Hoffart, P. Massin
Marseille/ Paris, France*
- P 16** Intravitreal triamcinolone injection for diabetic macular edema.
*J.W.M. Reichert-Thoen
Amsterdam, The Netherlands*
- P 17** Intravitreal triamcinolone acetate and bevacizumab in diabetic macular edema.
*N.N. Grigoryeva, Y.S. Astakhov, F.E. Shadrachev, N.Y. Dahl, E.B. Shklyarov
Saint-Petersburg, Russian Federation*
- P 18** Lanreotide autogel for persistent diabetic macular edema: a prospective study of effectiveness and quality of life.
*E.S. Soto-Pedre, M.C. Hernaez-Ortega, J.A. Pinies
Castro-Urdiales/Baracaldo (Vizcaya), Spain*
- P 19** Vitrectomy in the treatment of diabetic macular oedema.
*J. Kalvoda, J. Duskova, B. Kalvodova
Prague, Czech Republic*
- P 20** 25 Gauge vitrectomy as the gold standard for severe PDR and macular edema.
*F.M. Forlin, B.A. Bratu, R.P. Rossini, B.F. Badala, F.C. Forlini
Ravenna, Italy; Bucarest, Romania --WITHDRAWN--*
- P 21** The potential role of uric acid in pathogenesis of diabetic retinopathy (O-25)
*L. Kotilova, M. Kalousova, A. Kubena, B. Kalvodova
Prague, Czech Republic*
- P 22** **Programme change in free paper session 2**
- P 23** N-methyl-D-aspartic acid causing relaxation of retinal arterioles through an adenosine receptor dependent mechanism. A possible mechanism of vasodilatation in diabetic retinopathy
*K. Holmgaard, C. Aalkjaer, J.D.C. Lambert, T. Bek
Aarhus, Denmark*
- P 24** Intracellular Ca^{2+} spikes in retinal vascular smooth muscle cells can be modified to potentially improve microcirculation in retinal disease.
*M.M. Misfeldt, C.A. Aalkjaer, U.S. Simonsen, T.B. Bek
Aarhus, Denmark*
- P 25** Effects of high glucose and thiamine on the balance matrix metalloproteinases / tissue inhibitors in pericytes and endothelial cells.
*S. Tarallo, E. Beltramo, E. Berrone, P. Dentelli, M. Porta
Turin, Italy*
- P 26** Connective tissue growth factor (CTGF) induces retinal capillary basal lamina thickening in diabetic mice.
*R.J. van Geest, I. Klaassen, E.J. Kuiper, C.J.F. van Noorden, R.O. Schlingemann
Amsterdam, The Netherlands*
- P 27** Decrease of hypoxia-induced neovascularisation in angiopoietin-2 deficiency by reduced MMP activity.
*F. Pfister, Y. Feng, Y. Wang, F. Vom Hagen, U. Deutsch
Mannheim, Germany; Bern, Switzerland*
- P 28** Follow-up of the phase 2 trial of pegaptanib (Macugen) for diabetic macular edema (DME).
*E. Ergun
Vienna and Graz, Austria*

EASDec 2009

19th Meeting of the EASD Eye Complications Study group

**Oxford, England
2009**



We hope to welcome you again !

Time	Friday, May 30	Saturday, May 31	Sunday, June 1	Time
	Screening for Diabetic Retinopathy- follow up of Liverpool 2005 National representatives Satellite Meeting		EASDec Congress	
8:00		8:00	Registration desk open	8:00
8:50		8:50	Registration desk open & Postermounting	8:50
9:00		9:00	Introduction & Welcome	9:00
9:30		9:00	Session 1 Free papers Screening and epidemiologie	9:30
10:00				10:00
10:30		10:30	Keynote lecture Jacqueline Dekker	10:30
11:00		11:00	Coffee break	11:00
11:30		11:30	Session 2 Free papers Maculopathy / Miscellaneous	11:30
12:00		12:30	Keynote lecture Serge Halimi	12:00
12:30	Lunch & Registration	13:00	Lunch	12:30
13:00		13:30		13:00
13:30	Session 1: Screening for diabetic retinopathy in Europe - progress since 2005			13:30
14:00		14:00	Session 3 Poster presentations	14:00
14:30	Breakout sessions			14:30
15:00	Tea/coffee break	15:15	Tea break	15:00
15:30		15:45	Session 4	15:30
16:00	Session 2: Screening for diabetic retinopathy in Europe - how can we make further progress	16:00	Eva Kohner Lecture Jose Cunha Vaz	16:00
16:30		16:45	General Assembly	16:30
17:00	Panel discussion			17:00
17:30	Conference summary and closure			17:30
18:00	Registration EASDec Congress & Postermounting (VU Building)			18:00
18:30				18:30
19:00		19:30		19:00
19:30	Welcome Reception at the City Hall			19:30
20:00				20:00
20:30				20:30
21:00				21:00
21:30				21:30
22:00				22:00